

# Artist's Choice

CLASS SET -  
Please don't write on this!

## DIRECTIONS:

Choose one of the ideas below and make a neat, detailed drawing. Take your time, go slow, and edit - this is not a race. If you finish early, you are expected to choose a different option and work on it on a separate sheet of paper. Make sure write your name and class period on the back of the drawing.

## CRITERIA FOR SUCCESS (20 points)

- Artwork is creative and original
- Artwork is done in pencil fills the entire paper thoughtfully
- Artwork is either shaded with pencil or colored using provided supplies
- Artwork shows evidence of an entire class period of quality work.
- CRAFTSMANSHIP (neatness and precision)

**SAVE YOURSELF!**

OH NO!  
NEW YORK IS BEING ATTACKED!  
Draw the disastrous scene!  
Include as many details as you can.



**GRAFFITI**


Write your favorite word in graffiti. Make it fill the page and use dark outlines. Use the graffiti guide on the back to help you get started.



**AND THE OSCAR GOES TO . . .**


Draw an outfit so crazy that Lady Gaga would love it!

Come up with one theme (steak, feathers, elephants) and create an over-the-top fashion statement.

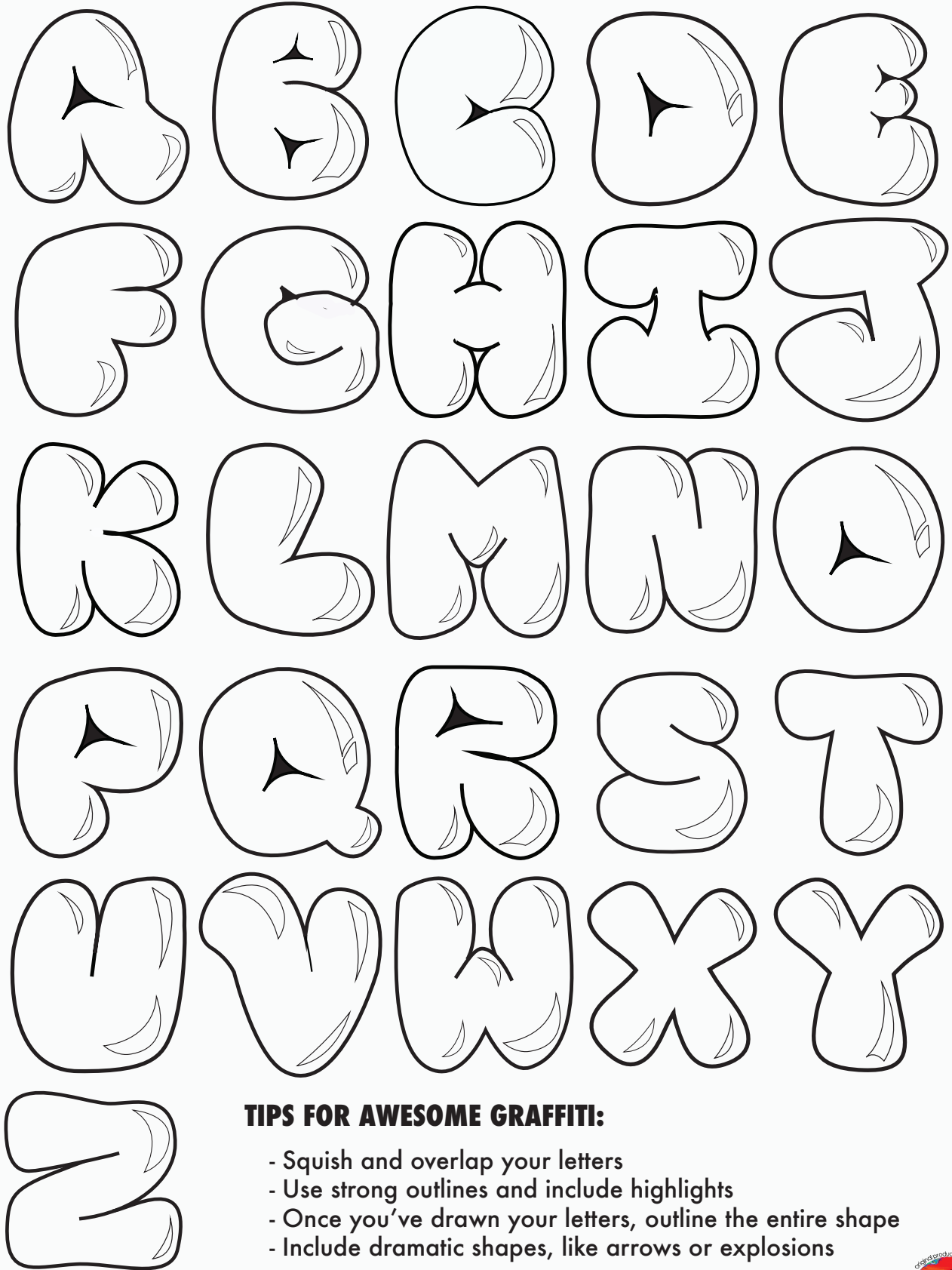


**PLANT OVERLOAD**

Fill your paper with botanical images. This can be flowers, trees, vines, venus fly-traps... anything that is plant based.



# GRAFFITI GUIDE



## TIPS FOR AWESOME GRAFFITI:

- Squish and overlap your letters
- Use strong outlines and include highlights
- Once you've drawn your letters, outline the entire shape
- Include dramatic shapes, like arrows or explosions

