

# Artist's Choice

CLASS SET -  
Please don't write on this!

## DIRECTIONS:

Choose one of the ideas below and make a neat, detailed drawing. Take your time, go slow, and edit - this is not a race. If you finish early, you are expected to choose a different option and work on it on a separate sheet of paper. Make sure write your name and class period on the back of the drawing.

## CRITERIA FOR SUCCESS (20 points)

- Artwork is creative and original
- Artwork is done in pencil fills the entire paper thoughtfully
- Artwork is either shaded with pencil or colored using provided supplies
- Artwork shows evidence of an entire class period of quality work.
- CRAFTSMANSHIP (neatness and precision)

### PUMPED UP KICKS



Break all the rules and take off your shoe!  
Yup. Right now.  
Put it on your desk.  
Draw your shoe with as much detail as possible. Really take your time and make it look realistic. Make sure you take up most of your paper and use shading.

### PRECISE PATTERNS




Draw a simple picture using just outlines.

Fill each part of the image with patterns. Make sure to be precise and go slow

Use the Pattern Inspiration Sheet (on the back) to help get you started.

### NOT HUMAN

Draw a picture of you and/or your friends as something not human. Maybe you're animals, or plants, or inanimate objects? Try to show each person's personality. Include a background!




### IT'S ALIVE!

Draw something unexpected hatching from an egg.


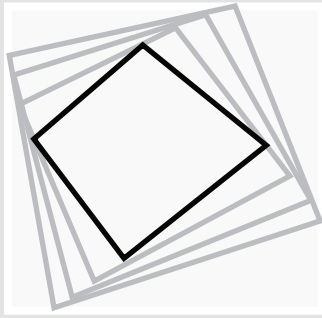


Think outside the box and see how creative you can be!

Make sure to take your time and add details.


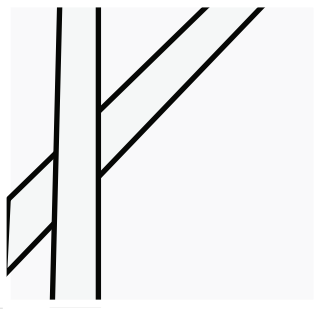



# Pattern Inspiration Sheet



VORTEX







TANGLED



ORGANIC



CIRCLES



WOVEN

